

FEATURES

- 10 Amp at 250 VAC contact capacity
- 1 A, 1 C, 2A & 2 C contact forms available
- 5 KV dielectric strength between coil and contacts
- 8 mm creepage distance between coil and contacts
- Low profile design, .49 in. tall
- Meets UL 873 spacing
- Sealed, immersion cleanable
- **Now available Lead Free & RoHS Compliant**



File # E86876

UL/CUR RATINGS

Contact Form	1 Form A & 1 form C SPST NO & SPDT	2 Form A & 2 form C DPST NO & DPDT
Rated Load	10 A 250 VAC/30 VDC	5 A 250 VAC/30 VDC
Max. Switching Current	10 Amps	5 Amps
Max Switching Power	2000 VA / 240 W	750 VA / 90 W
Max Switching Voltage	440 VAC / 125 VDC	440 VAC / 125 VDC

CONTACT DATA

Material		AgSnO (Silver Tin Oxide)
Initial Contact Resistance		100 milliohms max @ 1A, 6VDC
Service Life	Mechanical	1 X 10 ⁷ Operations
	Electrical	1 X 10 ⁵ Operations

CHARACTERISTICS

Operate Time	Less than 10 ms
Release Time	Less than 5 ms
Insulation Resistance	1,000 megohms min, at 500VDC, 50%RH
Dielectric Strength	5000 Vrms, 1 min. between coil and contacts 1000 Vrms, 1 min. between open contacts 2500 Vrms, 1 min. between contact poles
Shock Resistance	10 g, 11ms, functional; 100 g, destructive
Vibration Resistance	DA 2 mm, 10-55 Hz
Power Consumption	.25 Watts
Ambient Temperature Range	-40 to 85 C, -40 to 130 C storage
Weight	8 grams approx.

ORDERING INFORMATION

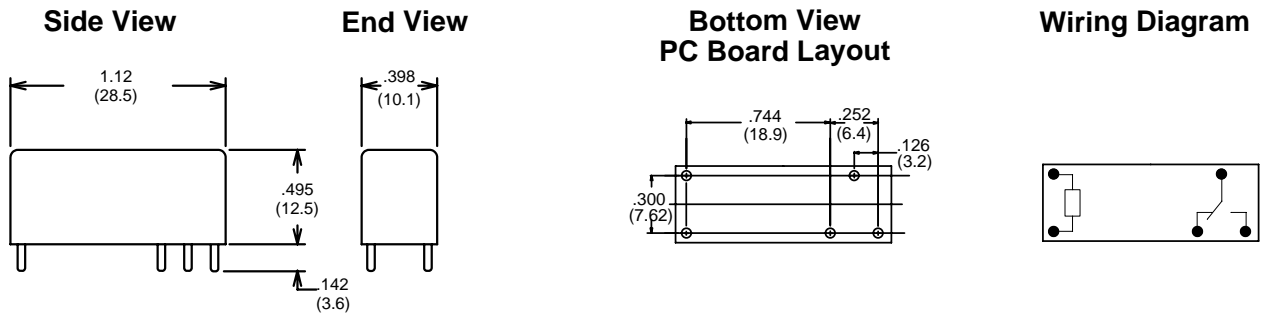
Example:	PC378	-2C	-12	S	C	-X
Model						
Contact Form						
1A, 1C, 2A or 2C						
Coil Voltage						
Enclosure						
S: Sealed; C: Dust Cover						
Contact Material						
Nil: AgSnO, C: AgCdO, N: AgNi						
RoHS Compliant						
Nil: Not Rohs, -X: RoHS Compliant						

COIL DATA

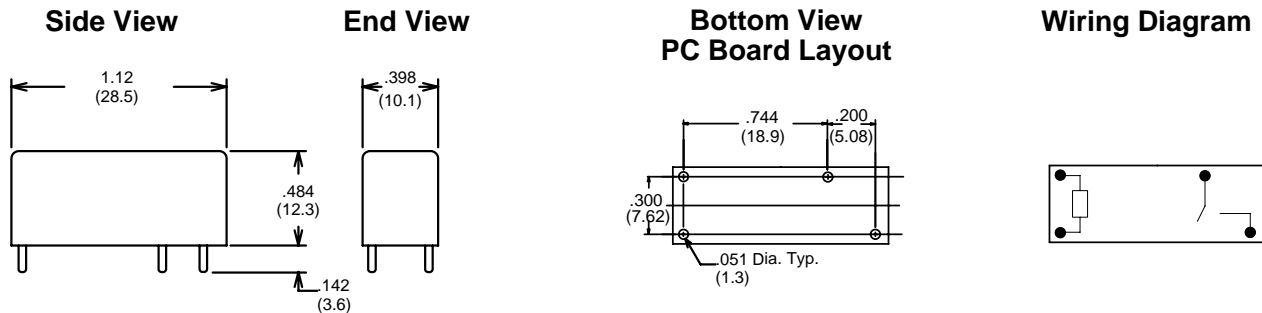
Coil Voltage	Resistance ohms ± 10%	Must Operate Voltage Max. (VDC)	Must Release Voltage Min. (VDC)	Coil Power Consumption W
5	113	3.5	0.5	0.22
6	164	4.2	0.6	0.22
12	620	8.4	1.2	0.23
24	2350	16.8	2.4	0.25
48	8000	33.6	4.8	0.29
60	12500	42.0	6.0	0.29

Note: Custom coil voltages within the ranges shown are available on special order.

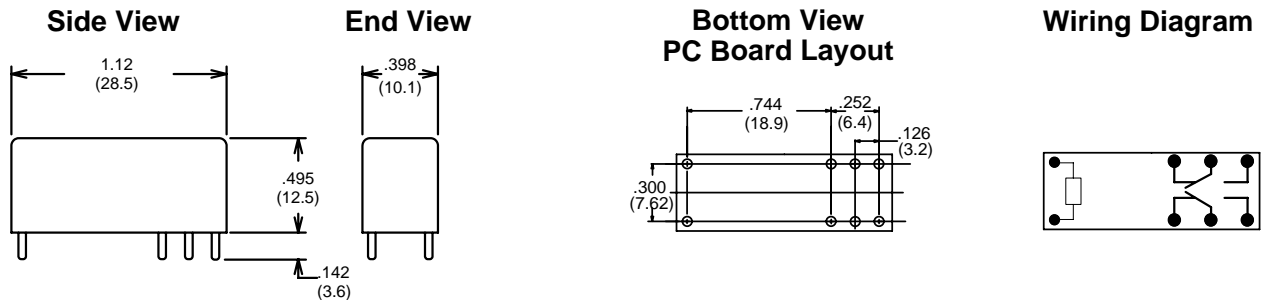
**Dimensions in Inches (millimeters)
1 Form C, 3.2 mm Spacing**



1 Form A, 5 mm Spacing



2 Form C, 3.2 mm Spacing



Notes:

Tolerances ± .010 unless otherwise noted



5 mm DPDT 8 Amp

3220 Commander Drive, Suite 102, Carrollton, Texas 75006

Sales: Call Toll Free (888) 997-3933 Fax (818) 342-5296 email: pickerwest@sbcglobal.net URL: pickercomponents.com