

DPDT Miniature PCB Power Relay

PC459



FEATURES

- Lowest cost DPDT relay
- 2A, 2B and 2C contact forms available
- 5 and 6 amp versions available
- Sealed, immersion cleanable
- Class B(125 degrees C) insulation standard
- Class F(155 degrees C) insulation available
- **Now available Lead Free & RoHS Compliant**



File # E86876

CONTACT RATINGS

Contact Form	All Contact Forms	
	.5 Watt Coil	.6 Watt Coil
Max Switching Current	3 amps @ 277 VAC	5 amps @ 277 VAC
	5 amps @ 125 VAC	6 amps @ 125 VAC
	3 amps @ 30VDC	5 amps @ 30VDC
Max. Switching Voltage	30 VDC	30 VDC
Minimum Load	0.05 Amps @ 5 VDC (gold clad)	

CONTACT DATA

Material	AgCdO (silver cadmium oxide) AgSnO (silver tin oxide)	
Initial Contact Resistance	100 milliohms max @ 0.1A, 6VDC	
Service Life	Mechanical	1 X 10 ⁷ Operations
	Electrical	1 X 10 ⁵ Operations

CHARACTERISTICS

Operate Time	5 ms. typical
Release Time	4 ms. typical
Insulation Resistance	100 megohms min, at 500VDC, 50%RH
Dielectric Strength	1000 Vrms, 1 min. between coil and contacts
Shock Resistance	30 g, 6 ms, functional; 100 g, destructive
Vibration Resistance	6g, 10 - 500 Hz
Drop Resistance	1 Meter height drop on concrete
Power Consumption	0.5 W or .6 W
Ambient Temperature Range	-40 to 105 degrees C operating, -40 to 125 storage
Weight	12 grams approx.

ORDERING INFORMATION

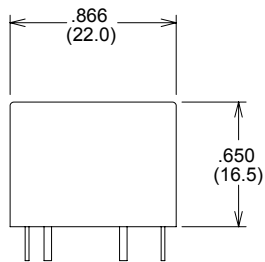
Example:	PC459	-2C	-12	S	G	-X
Model						
Contact Form	2A, 2B, or 2C					
Coil Voltage	100V, 125V, 277VAC, 30VDC					
Enclosure	S: Sealed, C: Dust Cover					
Options	G: Gold Clad, .5: 500 milliwatt					
RoHS Compliant	Nil: Not Rohs, -X: RoHS Compliant					

COIL DATA

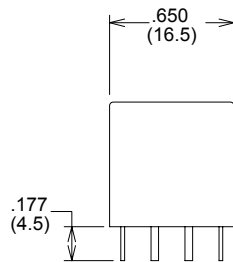
Coil Voltage	Resistance ohms $\pm 10\%$	Must Operate Voltage Max. VDC	Must Release Voltage Min. VDC	Coil Power Consumption W
6	72	4.5	0.6	0.5
9	162	6.75	0.9	
12	288	9.0	1.2	
24	1152	18.0	2.4	
6	60	4.5	0.6	0.6
9	135	6.75	0.9	
12	240	9.0	1.2	
24	960	18.0	2.4	

Dimensions in Inches (millimeters)

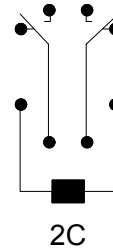
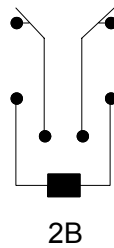
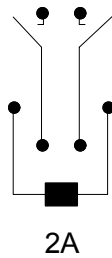
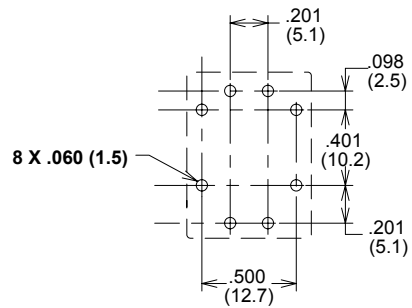
Side View



End View



**Bottom View
PC Board Layout**



**Wiring Diagrams
Bottom View**

Tolerances $\pm .010$ unless otherwise noted



3220 Commander Drive, Suite 102, Carrollton, Texas 75006

Sales: Call Toll Free (888) 997-3933 Fax (818) 342-5296 email: pickerwest@sbcglobal.net URL: pickercomponents.com