


40 AMP Power PCB Relay With AC Coils

PTRA



FEATURES

- New power PCB relay with AC Coils
- Up to 40 amp switching capacity
- Up to 2 horsepower rating
- From 12 to 277 volt AC coils
- UL Class F insulation standard
- Available with UL 873 spacing
- Epoxy sealed, immersion cleanable
- **Now available Lead Free & RoHS Compliant**



File # E93379

UL/CSA RATINGS

Load Type	Voltage	1 Form A	1 Form B	1 Form C (SPDT)	
				NO	NC
General Purpose	240 VAC	40 A	30 A	40 A	30 A
	277 VAC	30 A	20 A	30 A	30 A
	30 VDC	40 A	30 A	40 A	30 A
Resistive (100,000 cycles)	120 VAC	40 A	30 A	40 A	30 A
	240 VAC	40 A	30 A	40 A	30 A
Motor (30,000 cycles)	240 VAC	2 HP	—	2 HP	—
	120 VAC	1 1/2 HP	—	1 1/2 HP	—
LRA/FLA (locked rotor amps/full load amps)	240 VAC	80 A/30 A	—	80 A/30 A	—
	120 VAC	98 A/30 A	—	98 A/30 A	—

CONTACT DATA

Material		AgCdO (Silver Cadmium Oxide), AgSnOInO (Silver Tin Indium Oxide)
Initial Contact Resistance		50 milliohms max @ 0.1A, 6VDC
Service Life	Mechanical	1 X 10 ⁷ Operations
	Electrical	1 X 10 ⁵ Operations

CHARACTERISTICS

Operate Time	20 ms. max
Release Time	15 ms. max
Insulation Resistance	1,000 megohms min, at 500 VDC, 50%RH
Dielectric Strength	1500 Vrms, 1 min. between open contacts
	1500 Vrms, 1 min. between coil and contacts
Shock Resistance	10 g, 11ms, functional; 100 g, destructive
Vibration Resistance	DA 1.5mm, 10-55 Hz
Power Consumption	0.9W, approx.
Ambient Temperature Range	-55 degrees C to 105 degrees C operating, -55 to 155 degrees C storage
Weight	30 grams approx.

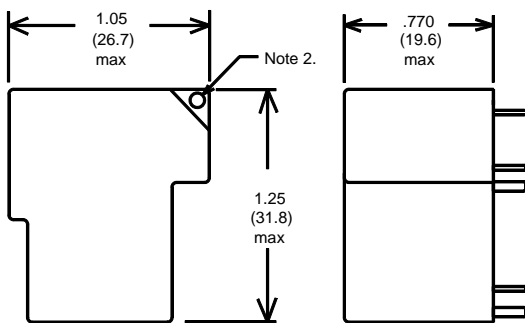
ORDERING INFORMATION

Example:	PTRA	-1C	-120	S	T	-1	-X
Model							
Contact Form							
1A, 1B, or 1C							
Coil Voltage							
Configuration							
Nil: Open Frame; S: Sealed plastic case							
Contact Material							
Nil: AgCdO; T: AgSnOInO; 40: Special 40 amp contacts							
Spacing							
Nil: UL 508; -1: UL 873 (Pin # 6 Omitted)							
RoHS Compliant							
Nil: Not Rohs, -X: RoHS Compliant							

COIL DATA

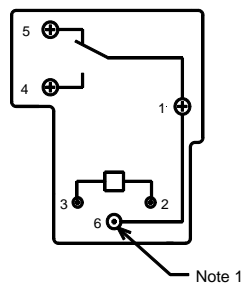
Coil Voltage	Resistance ohms. + 10%	Must Operate Voltage Max. (VAC)	Must Release Voltage Min. (VAC)	Continuous Voltage Max. (VAC)
12	26	10.20	3.6	15.6
24	106	20.40	7.2	31.2
120	2750	93.50	36.0	156
220	11000	165.00	66.0	286
240	15740	180.00	72.0	312
277	20100	208.00	83.0	360

Overall Dimensions
Inches (millimeters)

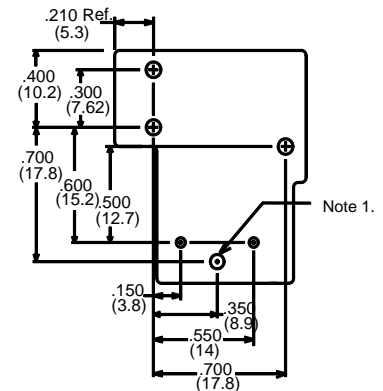


- Notes:**
 1. This pin omitted for UL 873 version.
 2. Breakable nib may be removed after flux removal.

Schematic



Pin Layout
Bottom View



Tolerances $\pm .010$ unless otherwise noted
 Holes for load term. $.081 \pm .005$ Dia. ($2.06 \pm .13$)
 Holes for Coil term. $.043 \pm .003$ Dia. ($1.09 \pm .08$)



3220 Commander Drive, Suite 102, Carrollton, Texas 75006

Sales: Call Toll Free (888) 997-3933 Fax (818) 342-5296 email: pickerwest@sbcglobal.net URL: pickercomponents.com